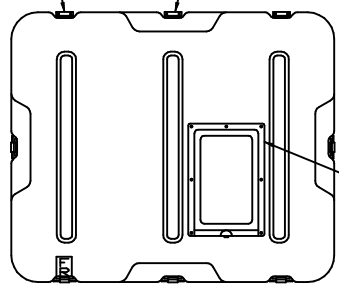


DIMENSIONS (FOR REFERENCE ONLY)	INCH	MM
OVERALL LENGTH (LEFT TO RIGHT)	21.25	539.8
OVERALL WIDTH (FRONT TO BACK)	17.75	450.9
OVERALL HEIGHT	10.75	273.0
INSIDE LENGTH (LEFT TO RIGHT)	18.12	460.3
INSIDE WIDTH (FRONT TO BACK)	14.62	371.3
INSIDE HEIGHT	9.25	235.0
INSIDE BASE HEIGHT	5.38	136.7
INSIDE LID HEIGHT	3.88	98.6

\*\* ALTERNATIVE HARDWARE IS AVAILABLE FOR "\*\*\*" ITEMS.

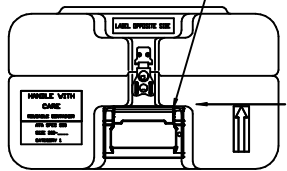
ON ALL CATCH CONTAINER LOCATE 2ND LOCKING DEVICE HERE

HINGE OPTION



\*\*  
CARD HOLDER OPTION

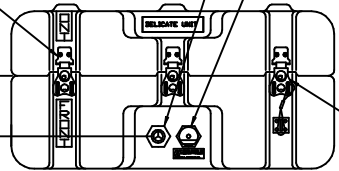
\*\*  
HANDLE



HANDLE MUST REST AGAINST WELL TOP

\*\*  
CATCH & STRIKE

2X 4.00

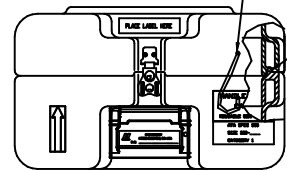


HUMIDITY INDICATOR OPTION

RELIEF VALVE

\*\*  
CABLE CATCH OPTION

HINGE CABLE



GASKET

NOTE:  
THIS DRAWING REPRESENTS HARDIGG'S STANDARD CASE OPTIONS, LOCATED IN STANDARD LOCATIONS. IF ALTERNATIVE OPTIONS OR LOCATIONS ARE REQUIRED, HARDIGG MUST QUOTE SEPERATELY.

<b>HARDIGG INDUSTRIES, INC.</b> <small>1814-0504</small>		<small>THIS DRAWING AND ALL COPIES AND THE DESIGN AND DATA SHOWN ARE THE PROPERTY OF HARDIGG INDUSTRIES, INC. SO. BEECHFIELD, WA, USA AND INCLUDE PROPRIETARY INFORMATION. THE BORROWER BY RECEIPT OR RETENTION OF THE DRAWING AGREES THAT, EXCEPT AS EXPRESSLY AUTHORIZED IN WRITING BY HARDIGG INDUSTRIES, INC. IT WILL NOT USE THE DRAWING OR ANY COPY OF THE DESIGN OR DATA SHOWN (2) NOT REPRODUCE, COPY, EXCEPT, EXHIBIT OR DISTRIBUTE THE DRAWING OR ANY COPY FOR USE BY OTHERS AND (3) UPON DEMAND RETURN THE DRAWING AND ALL COPIES AND MATERIAL COPIED THEREFROM.</small>
<b>TITLE</b> STANDARD CONFIGURABLE CASE		
<b>DATE</b> 11/21/14	<b>DWG. NO.</b> 1814-0504	
<b>REV.</b> A	<b>DRAWN BY:</b> C. LAURIE	<b>DATE</b> 9/8/05/15
		<b>SHEET</b> 1 OF 1